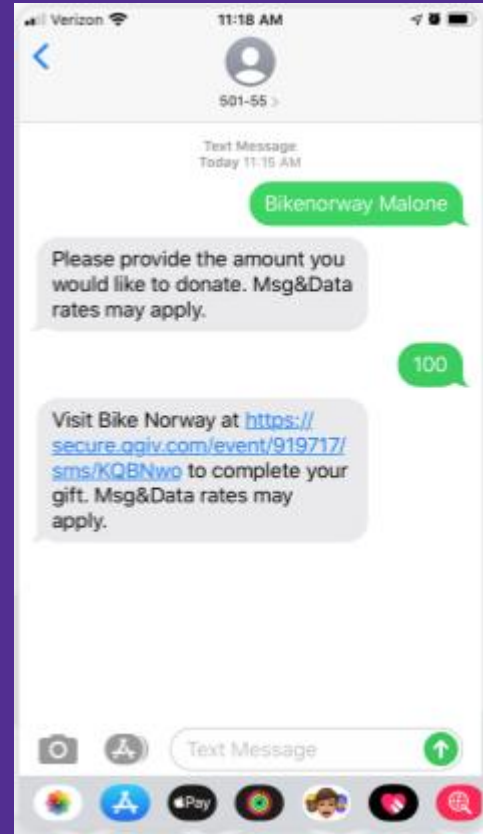


STRIDES FOR CJD

Text to Give

Text the keyword STRIDES2025 to 50155.

Donors will receive a link to the full donation page to complete their donation.



STRIDES FOR CJD

Text to Give

Participants with a personal fundraising page can set a personal keyword. When a donation is made to their personal keyword, the donation goes toward their personal fundraising goal.

Similarly, participants who are team captains can set keywords for their teams. When a donation is made to their team keyword, the donation goes toward their team fundraising goal.

Moreover, participants who are classification captains can set keywords for their classifications. When a donation is made to their classification keyword, the donation goes toward their classification fundraising goal.

STRIDES FOR CJD

Text to Give


A participant can set a personal keyword by clicking the Text Giving tab and then the Get Started with Text Giving button from their personal fundraising dashboard.

My Fundraising Dashboard


Customizing your fundraising page will help you raise more money! Creating a unique page for yourself is easy – all the tools are right here.

Get the Word Out


Providing easy access to your fundraising page is a great way to increase donations.




Send a Fundraising Email



Share on Facebook



Add a Registrant



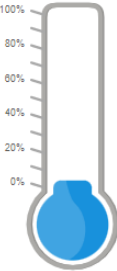
See All Donations

Links

Text Giving

Text giving has been enabled for this event. Create a text code to help donors find your page fast.

[Get Started with Text Giving](#)



\$50.00
achieved

\$1,500.00
goal

3%
of your goal reached

[Update My Goal](#)

STRIDES FOR CJD

Text to Give

Participants will be presented with a brief introduction to text giving, at which point they can choose to create their codes or postpone until later.

The text code for Strides for CJD is STRIDES2024.

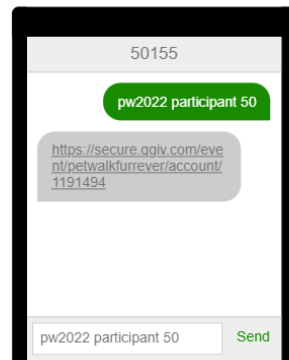
How Text Giving Works

- 1 Send a Text**
A donor sends a text message to **50155** with the text code for your event plus the code for you or your team with a space between each code.
- 2 Include the Donation Amount**
The donor will be prompted to indicate how much they'd like to donate. A donation amount can be included as part of the initial message.
- 3 Complete the Donation!**
Depending on the text code that was used, they are provided a link to the donation form for your team or personal fundraising page.

To take advantage of this method, all you have to do is create a text code to get started.

Create Text Codes

Maybe Later



STRIDES FOR CJD

Text to Give

Click Create Text Codes. If a participant is a team captain and/or a classification captain, they will see additional options to complete identical processes to create a keyword for their team and/or their classification.

Create Text Codes

Create a short text code to use for you and/or your team.

My Text Code

Edit Text Code

50155 pw2022

My Classification Text Code

Edit Text Code

50155 pw2022

I'm Finished

STRIDES FOR CJD

Text to Give

After entering a keyword, click **Save Text Code** next to My Text Code (personal keyword), My Team Code (team keyword), or My Classification Code (classification keyword) and then click **I'm Finished**.

×

Create Text Codes

Create a short text code to use for you and/or your team.

My Text Code **Edit Text Code**

My Team Text Code **Save Text Code**

I'm Finished